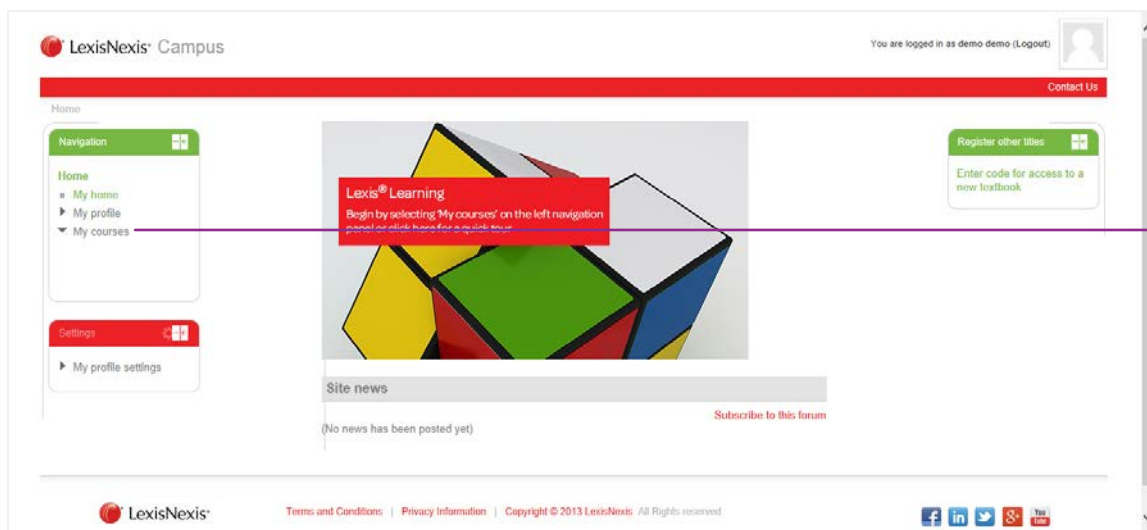


Lexis® Nexis Continuing Professional Development Guide

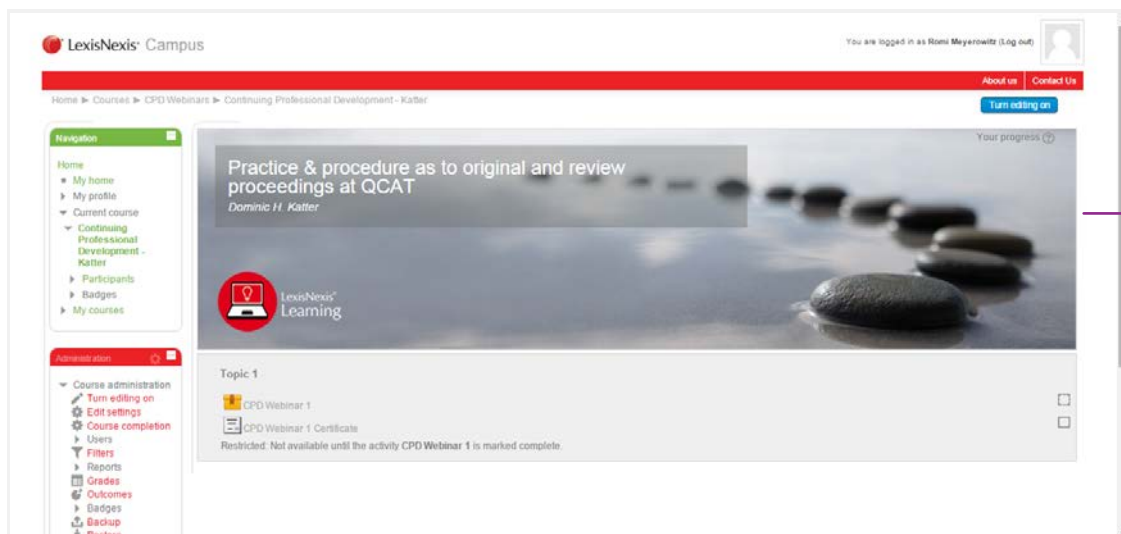
Accessing your continuing professional development course

- Goto <http://learning.lexisnexis.com.au>
- Type in your username and Password which would have been emailed to you upon registration.

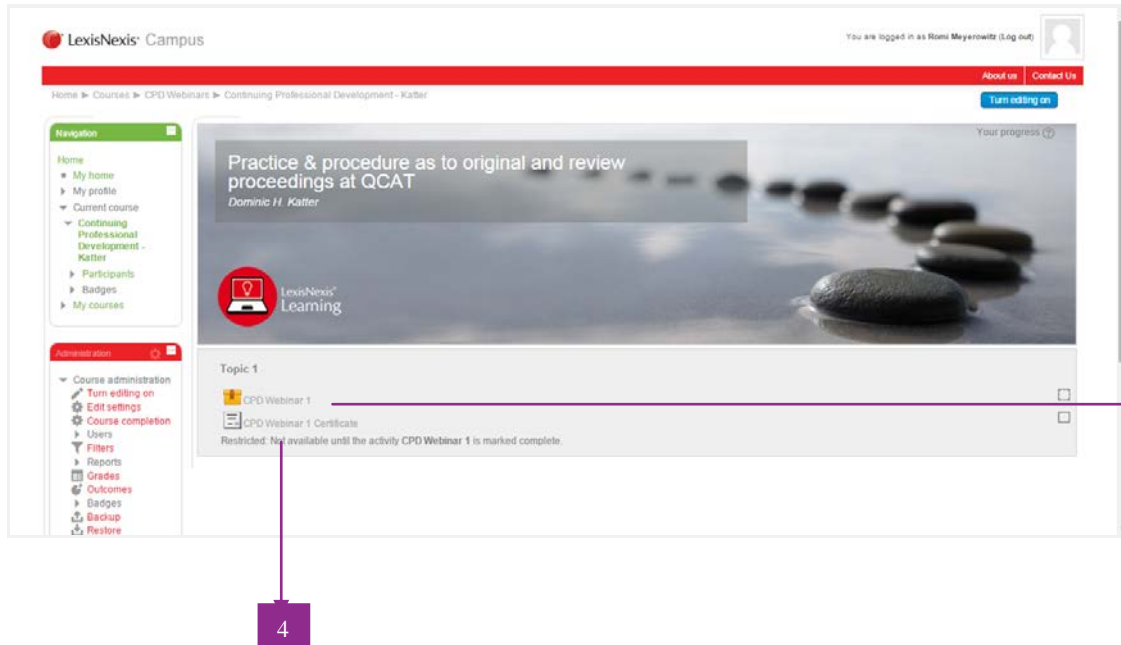
Under 'My Courses' on the left-hand side [1], select the Continuing Professional Development course you have purchased.



The course will be displayed. [2]



Click on the course resource. In this example it is called 'CPD Webinar 1' [3]. Follow the instructions provided in the course. Once you have successfully completed the course, your certificate of completion will become available [4].



The screenshot displays the LexisNexis Campus interface. At the top, it shows the user is logged in as Rami Meyerowitz. The breadcrumb trail indicates the user is in 'Home > Courses > CPD Webinars > Continuing Professional Development - Katter'. The main content area features a banner for 'Practice & procedure as to original and review proceedings at QCAT' by Dominic H. Katter. Below the banner, under 'Topic 1', there is a list of resources: 'CPD Webinar 1' (highlighted with a purple arrow pointing to a purple box labeled '3') and 'CPD Webinar 1 Certificate'. A note below the list states: 'Restricted: Not available until the activity CPD Webinar 1 is marked complete.' On the left side, there are two navigation menus: 'Navigation' and 'Administration'. The 'Administration' menu is expanded, showing options like 'Turn editing on', 'Edit settings', 'Course completion', 'Users', 'Filters', 'Reports', 'Grades', 'Outcomes', 'Badges', 'Backup', and 'Restore'. A purple arrow points from a purple box labeled '4' to the 'CPD Webinar 1' resource in the list.