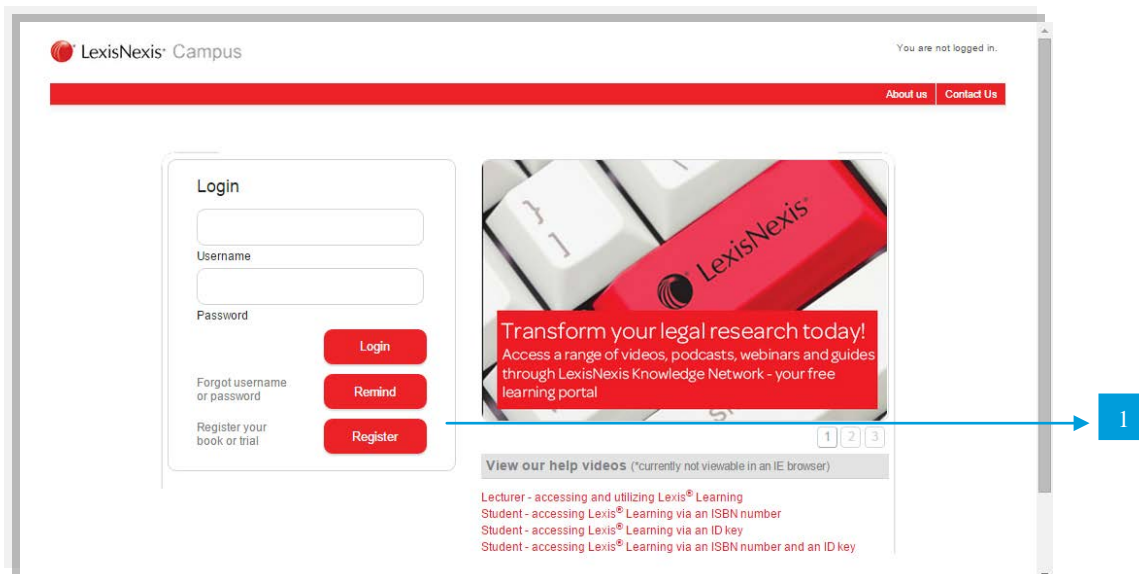


Lexis® Learning Guide

Accessing Lexis® Learning online resources

- Goto <http://learning.lexisnexis.com.au>

Once you have accessed the login page, click on the Register button [1].



LexisNexis® Campus

You are not logged in. [About us](#) [Contact Us](#)

Login

Username

Password

[Login](#)

[Remind](#)

[Register](#)

[Forgot username or password](#)

[Register your book or trial](#)

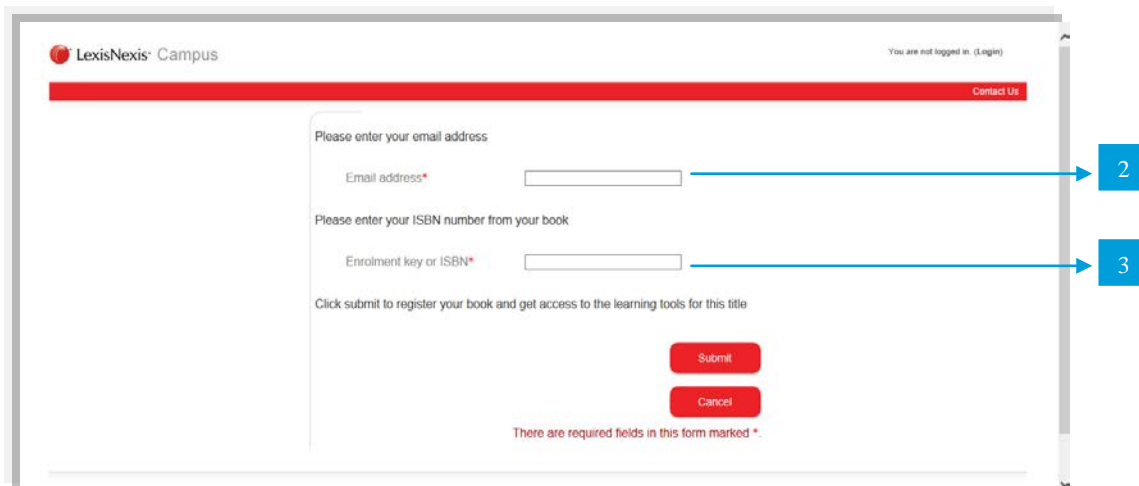
Transform your legal research today!
Access a range of videos, podcasts, webinars and guides through LexisNexis Knowledge Network - your free learning portal

[1](#) [2](#) [3](#)

View our help videos (*currently not viewable in an IE browser)

Lecturer - accessing and utilizing Lexis® Learning
Student - accessing Lexis® Learning via an ISBN number
Student - accessing Lexis® Learning via an ID key
Student - accessing Lexis® Learning via an ISBN number and an ID key

Enter in your email address [2] and ISBN number located at the back of your textbook [3].



LexisNexis® Campus

You are not logged in. ([Login](#)) [Contact Us](#)

Please enter your email address

Email address*

Please enter your ISBN number from your book

Enrolment key or ISBN*

Click submit to register your book and get access to the learning tools for this title

[Submit](#)

[Cancel](#)

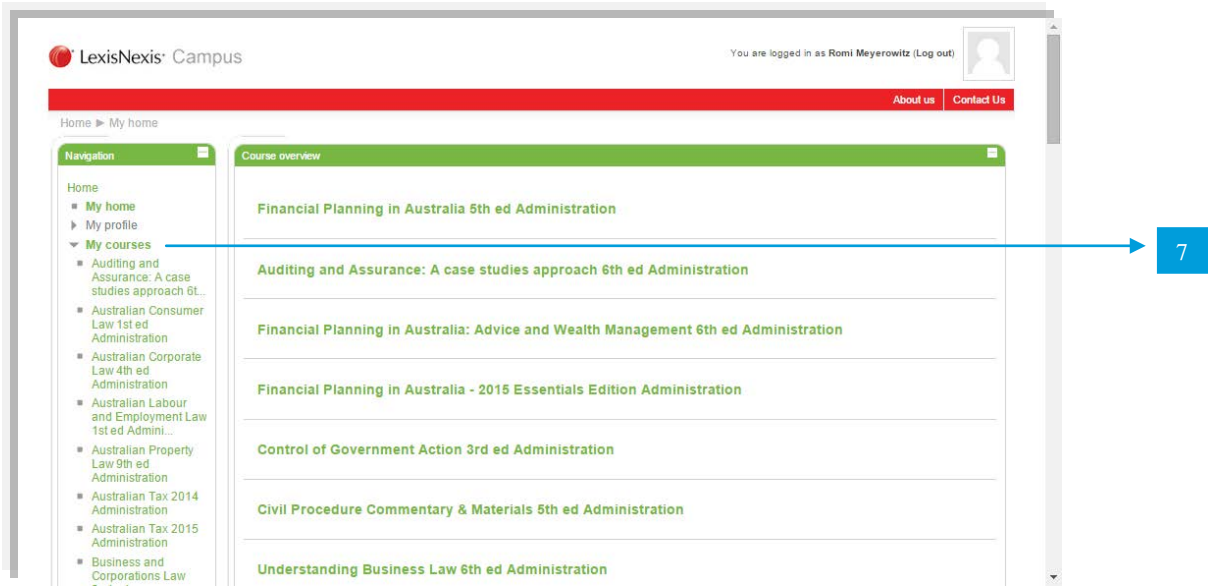
There are required fields in this form marked *

Complete the registration page [4].

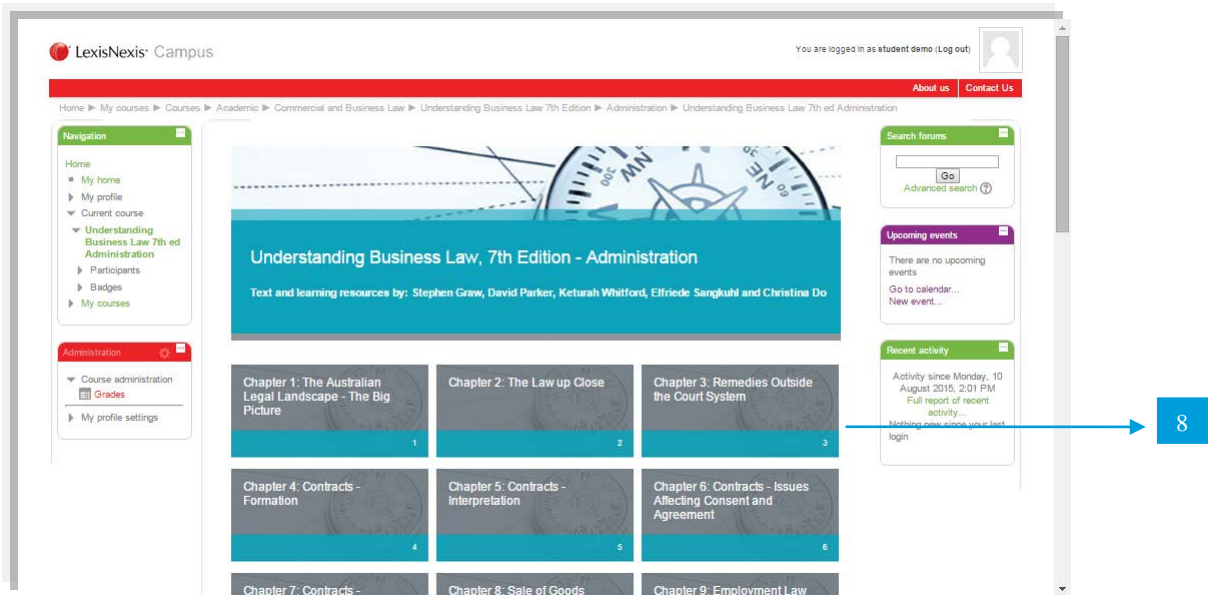
A message will appear informing you that an email has been sent to the email address which you have entered [5].

Log into your email and click on the link located in an email that would have been sent by LexisNexis Campus [6].

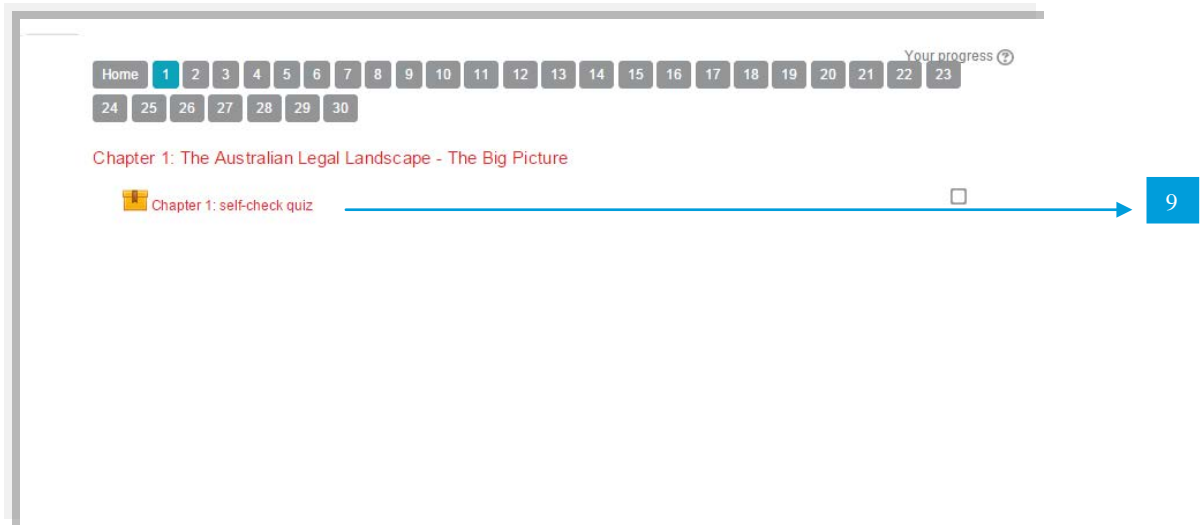
You will now be logged in and can locate your course under 'My Courses' on the left-hand side [7],



Select a course and it will be displayed. Select the relevant chapter/section from which you would like to view resources from [8]



The list of available resources will be displayed [9].



The screenshot shows a course navigation interface. At the top right, there is a "Your progress" indicator with a help icon. Below this is a horizontal row of 30 numbered buttons, from 1 to 30. Button 1 is highlighted in blue. Below the buttons, the text "Chapter 1: The Australian Legal Landscape - The Big Picture" is displayed. Underneath this, there is a yellow icon of a book and the text "Chapter 1: self-check quiz". A blue arrow points from this text to a blue square containing the number "9".